


SERIES SELECTION

Power Inverter Series


Indoor Unit

R32
R410A



PEAD-M35/50/60/71/100/125/140JA(L)2

Remote Controller




Optional Optional Optional Optional* Optional*

Outdoor Unit

R32


For Single



PUZ-ZM35/50 PUZ-ZM60/71 PUZ-ZM100/125/140

R32

For Multi (Twin/Triple/Quadruple)



PUZ-ZM71 PUZ-ZM100/125/140/200/250

PEAD-M JA(L)2 Indoor Unit Combinations Indoor unit combinations shown below are possible.


Indoor Unit Combination	Outdoor Unit Capacity																			
	For Single								For Twin				For Triple		For Quadruple					
	35	50	60	71	100	125	140	200	250	71	100	125	140	200	250	140	200	250	200	250
Power Inverter (PUZ-ZM)	35x1	50x1	60x1	71x1	100x1	125x1	140x1	-	-	35x2	50x2	60x2	71x2	100x2	125x2	50x3	60x3	71x3	50x4	60x4
Distribution Pipe	-	-	-	-	-	-	-	-	-	MSDD-50TR2-E	MSDD-50WR2-E	MSDD-50WR2-E	MSDD-50WR2-E	MSDD-50WR2-E	MSDD-50WR2-E	MSDD-50WR2-E	MSDD-50WR2-E	MSDD-50WR2-E	MSDD-50WR2-E	MSDD-50WR2-E

SERIES SELECTION

Standard Inverter Series


Indoor Unit

R32
R410A



PEAD-M35/50/60/71/100/125/140JA(L)2

Remote Controller




Optional Optional Optional Optional* Optional*

Outdoor Unit

R32


For Single



SUZ-M35 SUZ-M50 SUZ-M60/71 PUZ-M100/125/140

R32

For Multi (Twin/Triple/Quadruple)



PUZ-M100/125/140 PUZ-M200/250

PEAD-M JA(L)2 Indoor Unit Combinations Indoor unit combinations shown below are possible.

Indoor Unit Combination	Outdoor Unit Capacity																		
	For Single								For Twin				For Triple		For Quadruple				
	35	50	60	71	100	125	140	200	250	71	100	125	140	200	250	140	200	250	200
Standard Inverter (PUZ-M&SUZ)	35x1	50x1	60x1	71x1	100x1	125x1	140x1	-	-	50x2	60x2	71x2	100x2	125x2	50x3	60x3	71x3	50x4	60x4
Distribution Pipe	-	-	-	-	-	-	-	-	-	MSDD-50TR2-E	MSDD-50WR2-E	MSDD-50WR2-E	MSDD-50WR2-E	MSDD-50WR2-E	MSDD-50WR2-E	MSDD-50WR2-E	MSDD-50WR2-E	MSDD-50WR2-E	MSDD-50WR2-E

PEAD-M SERIES POWER INVERTER

Type	Inverter Heat Pump												
Indoor Unit	PEAD-M35JA(L)2	PEAD-M50JA(L)2	PEAD-M60JA(L)2	PEAD-M71JA(L)2	PEAD-M100JA(L)2	PEAD-M100JA(L)2	PEAD-M125JA(L)2	PEAD-M125JA(L)2	PEAD-M140JA(L)2	PEAD-M140JA(L)2			
Outdoor Unit	PUZ-ZM35VKA2	PUZ-ZM50VKA2	PUZ-ZM60VHAZ	PUZ-ZM71VHAZ	PUZ-ZM100VKA2	PUZ-ZM100VKA2	PUZ-ZM125VKA2	PUZ-ZM125VKA2	PUZ-ZM140VKA2	PUZ-ZM140VKA2			
Refrigerant ⁽¹⁾	R32												
Power Source	Outdoor power supply												
Supply	VA-VKA:230/Single/50, YKA:400/Three/50												
Cooling	Capacity	Rated	kW	3.6	5.0	6.1	7.1	9.5	9.5	12.5	12.5	13.4	13.4
		Min-Max	kW	1.6 - 4.5	2.3 - 5.6	2.7 - 6.7	3.3 - 8.1	4.9 - 11.4	4.9 - 11.4	5.5 - 14.0	5.5 - 14.0	6.2 - 15.3	6.2 - 15.3
	Total Input	Rated	kW	0.837	1.190	1.487	1.775	2.261	2.261	3.333	3.333	3.701	3.701
	EER ⁽⁴⁾	Rated	kW	4.30	4.20	4.10	4.00	4.20	4.20	3.75	3.75	3.62	3.62
	Design load	Rated	kW	3.6	5.0	6.1	7.1	9.5	9.5	-	-	-	-
Heating	Capacity	Rated	kW	4.1	6.0	7.0	8.0	11.2	11.2	14.0	14.0	16.0	16.0
		Min-Max	kW	1.6 - 5.2	2.5 - 7.3	2.8 - 8.2	3.5 - 10.2	4.5 - 14.0	4.5 - 14.0	5.0 - 16.0	5.0 - 16.0	5.7 - 18.0	5.7 - 18.0
	Total Input	Rated	kW	0.911	1.363	1.590	1.904	2.545	2.545	3.763	3.763	4.102	4.102
	COP ⁽⁴⁾	Rated	kW	4.50	4.40	4.40	4.20	4.40	4.40	3.72	3.72	3.90	3.90
	Design load	Rated	kW	2.4	3.8	4.4	4.9	7.8	7.8	-	-	-	-

¹ Refrigerant leakage contributes to climate change. Refrigerant with lower global warming potential (GWP) would contribute less to global warming than a refrigerant with higher GWP, if leaked to the atmosphere. This appliance contains a refrigerant fluid with a GWP equal to 550. This means that if 1 kg of this refrigerant fluid would be leaked to the atmosphere, the impact on global warming would be 550 times higher than 1 kg of CO₂ over a period of 100 years. Never try to interfere with the refrigerant circuit yourself or disassemble the product yourself and always ask a professional. The GWP of R32 is 675 in the IPCC 4th Assessment Report.

² Energy consumption based on standard test results. Actual energy consumption will depend on how the appliance is used and where it is located.

³ Optional air protection guide is required where ambient temperature is lower than -5°C. *4 EER/COP and SEER/SCOP for M35-71 are measured at ESP 35Pa, for M100 at ESP 37Pa, for M125/140 at ESP 50Pa.

⁵ SEER and SCOP are based on 2009/125/EC Energy-related Products Directive and Regulation(EU) No206/2012. *6 Joint pipe is required depending on installed refrigerant pipes, outdoor units and indoor units.

⁷ The factory setting of ESP is shown without < > .

PEAD-M SERIES STANDARD INVERTER

Type	Inverter Heat Pump												
Indoor Unit	PEAD-M35JA(L)2	PEAD-M50JA(L)2	PEAD-M60JA(L)2	PEAD-M71JA(L)2	PEAD-M100JA(L)2	PEAD-M100JA(L)2	PEAD-M125JA(L)2	PEAD-M125JA(L)2	PEAD-M140JA(L)2	PEAD-M140JA(L)2			
Outdoor Unit	SUZ-M35VA	SUZ-M50VA	SUZ-M60VA	SUZ-M71VA	PUZ-M100VKA2	PUZ-M100VKA2	PUZ-M125VKA2	PUZ-M125VKA2	PUZ-M140VKA2	PUZ-M140VKA2			
Refrigerant ⁽¹⁾	R32												
Power Source	Outdoor power supply												
Supply	VA-VKA:230/Single/50, YKA:400/Three/50												
Cooling	Capacity	Rated	kW	3.6	5.0	6.1	7.1	9.5	9.5	12.1	12.1	13.4	13.4
		Min-Max	kW	0.8 - 3.9	1.7 - 5.6	1.6 - 6.3	2.2 - 8.1	4.0 - 10.6	4.0 - 10.6	6.0 - 13.0	6.0 - 13.0	6.1 - 14.1	6.1 - 14.1
	Total Input	Rated	kW	0.923	1.351	1.694	2.028	2.878	2.878	4.019	4.019	4.768	4.768
	EER ⁽⁴⁾	Rated	kW	3.90	3.70	3.60	3.50	3.30	3.30	3.01	3.01	2.81	2.81
	Design load	Rated	kW	3.6	5.0	6.1	7.1	9.5	9.5	-	-	-	-
Heating	Capacity	Rated	kW	4.1	6.0	7.0	8.0	11.2	11.2	13.5	13.5	15.0	15.0
		Min-Max	kW	1.1 - 5.0	1.5 - 7.2	1.6 - 8.0	2.0 - 10.2	2.8 - 12.5	2.8 - 12.5	4.1 - 15.0	4.1 - 15.0	4.2 - 15.8	4.2 - 15.8
	Total Input	Rated	kW	1.025	1.463	1.842	2.105	2.947	2.947	3.739	3.739	4.155	4.155
	COP ⁽⁴⁾	Rated	kW	4.00	4.10	4.10	3.80	3.80	3.80	3.61	3.61	3.61	3.61
	Design load	Rated	kW	2.6	4.3	4.6	5.8	8.0	8.0	-	-	-	-

¹ Refrigerant leakage contributes to climate change. Refrigerant with lower global warming potential (GWP) would contribute less to global warming than a refrigerant with higher GWP, if leaked to the atmosphere. This appliance contains a refrigerant fluid with a GWP equal to 550. This means that if 1 kg of this refrigerant fluid would be leaked to the atmosphere, the impact on global warming would be 550 times higher than 1 kg of CO₂ over a period of 100 years. Never try to interfere with the refrigerant circuit yourself or disassemble the product yourself and always ask a professional. The GWP of R32 is 675 in the IPCC 4th Assessment Report.

² Energy consumption based on standard test results. Actual energy consumption will depend on how the appliance is used and where it is located.

³ Optional air protection guide is required where ambient temperature is lower than -5°C. *4 EER/COP and SEER/SCOP for M35-71 are measured at ESP 35Pa, for M100 at ESP 37Pa, for M125/140 at ESP 50Pa.

⁵ SEER and SCOP are based on 2009/125/EC Energy-related Products Directive and Regulation(EU) No206/2012. *6 Joint pipe is required depending on installed refrigerant pipes, outdoor units and indoor units.

⁷ The factory setting of ESP is shown without < > .

SERIES SELECTION

Power Inverter Series

Indoor Unit

R32
R410A




PEAD-M35/50/60/71/100/125/140JA(L)2

Outdoor Unit

R410A


For Single



PUAH-ZRP35/50 PUAH-ZRP60/71 PUAH-ZRP100/125/140


R410A

For Multi (Twin/Triple/Quadruple)



PUAH-ZRP71 PUAH-ZRP100/125/140/200/250

Remote Controller



Optional Optional Optional Optional* Optional*

PEAD-M JA(L) Indoor Unit Combinations Indoor unit combinations shown below are possible.

Indoor Unit Combination	Outdoor Unit Capacity																			
	For Single								For Twin				For Triple		For Quadruple					
	35	50	60	71	100	125	140	200	250	71	100	125	140	200	250	140	200	250	200	250
Power Inverter (PUHZ-ZRP)	35x1	50x1	60x1	71x1	100x1	125x1	140x1	-	-	35x2	50x2	60x2	71x2	100x2	125x2	50x3	60x3	71x3	50x4	60x4
Distribution Pipe	-	-	-	-	-	-	-	-	-	MSDD-50TR-E	MSDD-50WR-E	MSDD-50WR-E	MSDD-50WR-E	MSDD-50WR-E	MSDD-50WR-E	MSDD-50WR-E	MSDD-50WR-E	MSDD-50WR-E	MSDD-50WR-E	MSDD-50WR-E

* PAR-SC9CA-E is also required.

SERIES SELECTION

Standard Inverter Series

Indoor Unit

R32
R410A



PEAD-M35/50/60/71/100/125/140JA(L)2

Outdoor Unit

R410A


For Single



SUZ-KA35 SUZ-KA50/60/71 PUAH-P100/125/140

R410A

For Multi (Twin/Triple/Quadruple)



PUAH-P100/125/140 PUAH-P200/250

Remote Controller



Optional Optional Optional Optional* Optional*

PEAD-M JA(L) Indoor Unit Combinations Indoor unit combinations shown below are possible.

Indoor Unit Combination	Outdoor Unit Capacity																		
	For Single								For Twin				For Triple		For Quadruple				
	35	50	60	71	100	125	140	200	250	71	100	125	140	200	250	140	200	250	200
Standard Inverter (PUHZ-P&SUZ)	35x1	50x1	60x1	71x1	100x1	125x1	140x1	-	-	50x2	60x2	71x2	100x2	125x2	50x3	60x3	71x3	50x4	60x4
Distribution Pipe	-	-	-	-	-	-	-	-	-	MSDD-50TR-E	MSDD-50WR-E	MSDD-50WR-E	MSDD-50WR-E	MSDD-50WR-E	MSDD-50WR-E	MSDD-50WR-E	MSDD-50WR-E	MSDD-50WR-E	MSDD-50WR-E

* PAR-SC9CA-E is also required.

PEAD-M SERIES

POWER INVERTER

Demand Control
Long Life
Check
AUTO
ACO
Auto Restart
Low Temp Cooling
Silent
Ampere Limit
Rotation Back-up
Group Control
M-NET
Wi-Fi Interface
COMPO

Wiring Reuse
Drain Lift Up
Pump Down
Flare connection
Self Diagnosis
Failure Recall

Type	Inverter Heat Pump															
Indoor Unit	PEAD-M35JA(L)2	PEAD-M50JA(L)2	PEAD-M60JA(L)2	PEAD-M71JA(L)2	PEAD-M100JA(L)2	PEAD-M100JA(L)2	PEAD-M125JA(L)2	PEAD-M125JA(L)2	PEAD-M140JA(L)2	PEAD-M140JA(L)2	PEAD-M140JA(L)2	PEAD-M140JA(L)2	PEAD-M140JA(L)2	PEAD-M140JA(L)2	PEAD-M140JA(L)2	PEAD-M140JA(L)2
Outdoor Unit	PUHZ-ZRP35VKA2	PUHZ-ZRP60VKA2	PUHZ-ZRP60VKA2	PUHZ-ZRP71VKA2	PUHZ-ZRP100VKA3	PUHZ-ZRP100VKA3	PUHZ-ZRP125VKA3	PUHZ-ZRP125VKA3	PUHZ-ZRP140VKA3	PUHZ-ZRP140VKA3	PUHZ-ZRP140VKA3	PUHZ-ZRP140VKA3	PUHZ-ZRP140VKA3	PUHZ-ZRP140VKA3	PUHZ-ZRP140VKA3	PUHZ-ZRP140VKA3
Refrigerant ⁽¹⁾	R410A															
Power Source	Outdoor power supply															
Supply	VA-VKA:230/Single/50, YKA:400/Three/50															
Cooling	Capacity	Rated	kW	3.6	5.0	6.1	7.1	9.5	9.5	12.5	12.5	13.4	13.4	13.4	13.4	13.4
	Min-Max	kW	1.6 - 4.5	2.3 - 5.6	2.7 - 6.7	3.3 - 8.1	4.9 - 11.4	4.9 - 11.4	5.5 - 14.0	5.5 - 14.0	6.2 - 15.3	6.2 - 15.3	6.2 - 15.3	6.2 - 15.3	6.2 - 15.3	6.2 - 15.3
	Total Input	Rated	kW	0.870	1.420	1.630	1.990	2.410	2.430	3.834	3.834	4.322	4.322	4.322	4.322	4.322
	EER ⁽⁴⁾	Rated	kW	4.14	3.52	3.74	3.53 (3.57)	3.94	3.94	3.26	3.26	3.10	3.10	3.10	3.10	3.10
	Design load	Rated	kW	3.6	5.0	6.1	7.1	9.5	9.5	12.5	12.5	13.4	13.4	13.4	13.4	13.4
Heating	Capacity	Rated	kW	4.1	6.0	7.0	8.0	11.2	11.2	14.0	14.0	16.0	16.0	16.0	16.0	16.0
	Min-Max	kW	1.6 - 5.2	2.5 - 7.3	2.8 - 8.2	3.5 - 10.2	4.5 - 14.0	4.5 - 14.0	5.0 - 16.0	5.0 - 16.0	5.7 - 18.0	5.7 - 18.0	5.7 - 18.0	5.7 - 18.0	5.7 - 18.0	5.7 - 18.0
	Total Input	Rated	kW	0.950	1.500	1.790	2.030	2.600	2.600	3.508	3.508	4.071	4.071	4.071	4.071	4.071
	COP ⁽⁴⁾	Rated	kW	4.32	4.00	3.91	3.94	4.31	4.31	3.70 (3.99)	3.70 (3.99)	3.60	3.60	3.60	3.60	3.60
	Design load	Rated	kW	2.4	3.8	4.4	4.9	7.8	7.8	9.5	9.5	11.2	11.2	13.0	13.0	13.0

*1 Refrigerant leakage contributes to climate change. Refrigerant with lower global warming potential (GWP) would contribute less to global warming than a refrigerant with higher GWP. If leaked to the atmosphere, this appliance contains a refrigerant fluid with a GWP equal to 1975. This means that if 1 kg of this refrigerant fluid would be leaked to the atmosphere, the impact on global warming would be 1975 times higher than 1 kg of CO₂ over a period of 100 years. Never try to interfere with the refrigerant circuit yourself or disassemble the product yourself and always ask a professional. The GWP of R410A is 2088 in the IPCC 4th Assessment Report.

*2 Energy consumption based on standard test results. Actual energy consumption will depend on how the appliance is used and where it is located.

*3 Optional air protection guide is required where ambient temperature is lower than -5°C. *4 EER/COP and SEER/SCOP for M35-71 are measured at ESP 35Pa, for M100 at ESP 37Pa, for M125/140 at ESP 50Pa.

*5 SEER and SCOP are based on 2009/125/EC-Energy-related Products Directive and Regulation(EU) No206/2012. *6 Joint pipe is required depending on installed refrigerant pipes, outdoor units and indoor units.

*7 The factory setting of ESP is shown without < >.

PEAD-M SERIES

STANDARD INVERTER

Demand Control
Long Life
Check
AUTO
ACO
Auto Restart
Low Temp Cooling
Silent
Ampere Limit
Rotation Back-up
Group Control
M-NET
Wi-Fi Interface
COMPO

Wiring Reuse
Drain Lift Up
Pump Down
Flare connection
Self Diagnosis
Failure Recall

Type	Inverter Heat Pump															
Indoor Unit	PEAD-M35JA(L)2	PEAD-M50JA(L)2	PEAD-M60JA(L)2	PEAD-M71JA(L)2	PEAD-M100JA(L)2	PEAD-M100JA(L)2	PEAD-M125JA(L)2	PEAD-M125JA(L)2	PEAD-M140JA(L)2	PEAD-M140JA(L)2	PEAD-M140JA(L)2	PEAD-M140JA(L)2	PEAD-M140JA(L)2	PEAD-M140JA(L)2	PEAD-M140JA(L)2	PEAD-M140JA(L)2
Outdoor Unit	SUZ-KA35VA6	SUZ-KA50VA6	SUZ-KA60VA6	SUZ-KA71VA6	PUHZ-P100VKA	PUHZ-P100VKA	PUHZ-P125VKA	PUHZ-P125VKA	PUHZ-P140VKA	PUHZ-P140VKA	PUHZ-P140VKA	PUHZ-P140VKA	PUHZ-P140VKA	PUHZ-P140VKA	PUHZ-P140VKA	PUHZ-P140VKA
Refrigerant ⁽¹⁾	R410A															
Power Source	Outdoor power supply															
Supply	VA-VKA:230/Single/50, YKA:400/Three/50															
Cooling	Capacity	Rated	kW	3.6	4.9	5.7	7.1	9.4	9.4	12.1	12.1	13.6	13.6	13.6	13.6	13.6
	Min-Max	kW	1.4 - 3.9	2.3 - 5.6	2.3 - 6.3	2.8 - 8.1	3.7 - 10.6	3.7 - 10.6	4.143	4.143	4.551	4.551	4.551	4.551	4.551	4.551
	Total Input	Rated	kW	1.029	1.458	1.652	2.060	2.965	2.965	4.143	4.143	4.551	4.551	4.551	4.551	4.551
	EER ⁽⁴⁾	Rated	kW	3.50	3.36	3.45	3.45	3.17	3.17	2.92	2.92	2.45	2.45	2.45	2.45	2.45
	Design load	Rated	kW	3.6	4.9	5.7	7.1	9.4	9.4	12.1	12.1	13.6	13.6	13.6	13.6	13.6
Heating	Capacity	Rated	kW	4.1	5.9	7.0	8.0	11.2	11.2	13.5	13.5	15.0	15.0	15.0	15.0	15.0
	Min-Max	kW	1.7 - 5.0	1.7 - 7.2	2.5 - 8.0	2.6 - 10.2	2.8 - 12.5	2.8 - 12.5	4.8 - 15.0	4.8 - 15.0	4.9 - 15.0	4.9 - 15.0	4.9 - 15.0	4.9 - 15.0	4.9 - 15.0	4.9 - 15.0
	Total Input	Rated	kW	1.111	1.620	1.928	2.040	2.947	2.947	3.739	3.739	4.347	4.347	4.347	4.347	4.347
	COP ⁽⁴⁾	Rated	kW	3.69	3.64	3.63	3.80	3.80	3.80	3.61	3.61	3.45	3.45	3.45	3.45	3.45
	Design load	Rated	kW	2.8	4.4	4.5	6.0	8.0	8.0	9.5	9.5	11.2	11.2	13.0	13.0	13.0

*1 Refrigerant leakage contributes to climate change. Refrigerant with lower global warming potential (GWP) would contribute less to global warming than a refrigerant with higher GWP. If leaked to the atmosphere, this appliance contains a refrigerant fluid with a GWP equal to 550. This means that if 1 kg of this refrigerant fluid would be leaked to the atmosphere, the impact on global warming would be 550 times higher than 1 kg of CO₂ over a period of 100 years. Never try to interfere with the refrigerant circuit yourself or disassemble the product yourself and always ask a professional. The GWP of R32 is 675 in the IPCC 4th Assessment Report.

*2 Energy consumption based on standard test results. Actual energy consumption will depend on how the appliance is used and where it is located.

*3 Optional air protection guide is required where ambient temperature is lower than -5°C. *4 EER/COP and SEER/SCOP for M35-71 are measured at ESP 35Pa, for M100 at ESP 37Pa, for M125/140 at ESP 50Pa.

*5 SEER and SCOP are based on 2009/125/EC-Energy-related Products Directive and Regulation(EU) No206/2012. *6 Joint pipe is required depending on installed refrigerant pipes, outdoor units and indoor units.

*7 The factory setting of ESP is shown without < >.