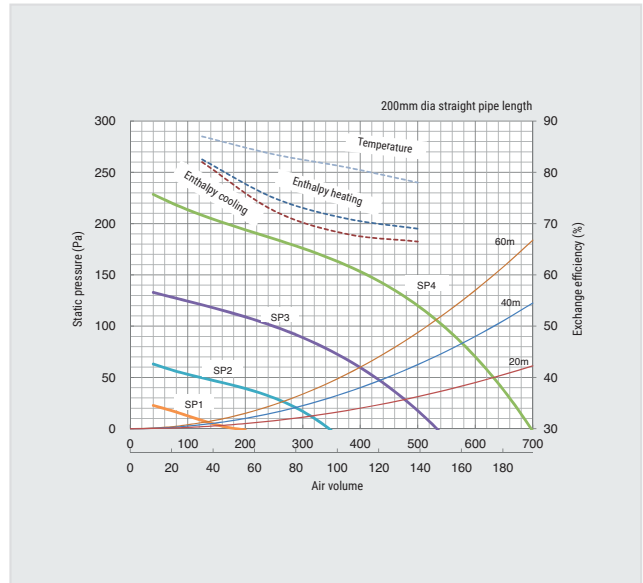


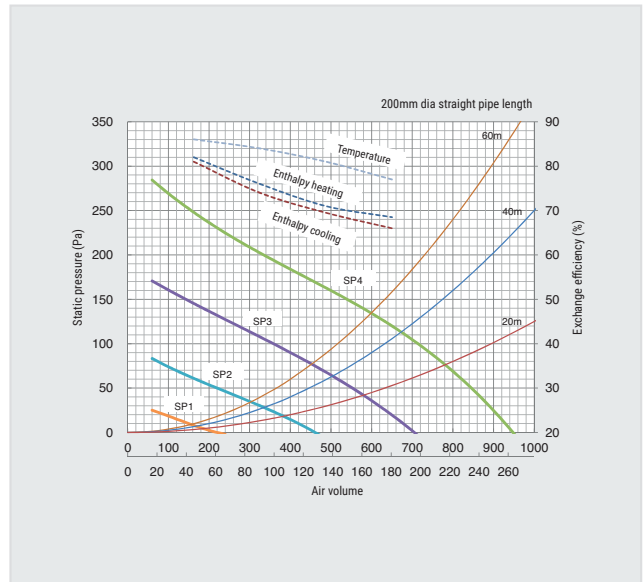
Technical specifications

MODEL		LGH-50RVX-E				
Power supply	V/Phase/Hz	220-240 / 1-phase /50				
Speed		SP4	SP3	SP2	SP1	
Current	A	1.15	0.59	0.26-0.27	0.13	
Power input	W	165-173	78-81	32-35	12-14	
Air volume	m³/h	500	375	250	125	
	L/s	138.9	104.2	69.4	34.7	
External static pressure	mmH ₂ O	12.24	6.93	3.06	0.82	
	Pa	120	68	30	8	
Temp. heat exch. Efficiency	%	78.0	81.0	83.5	87.0	
Total heat exch. Efficiency	Cooling	%	66.5	68.0	72.5	82.0
	Heating	%	69.0	71.0	75.0	82.5
Sound pressure level	dB(A)	34-35	28-29	19-20	18	
Duct qty x diameter	mm	4 x 200	4 x 200	4 x 200	4 x 200	
Wheight	kg	33	33	33	33	
Dimensions	HxLxD	mm	331x1016 x888	331x1016 x888	331x1016 x888	331x1016 x888
	Operating field*	Outdoor temp. °C	-10 ~ +40	-10 ~ +40	-10 ~ +40	-10 ~ +40
	Max outdoor RH %	80	80	80	80	
	Max indoor temp °C	40	40	40	40	
	Max indoor RH %	80	80	80	80	



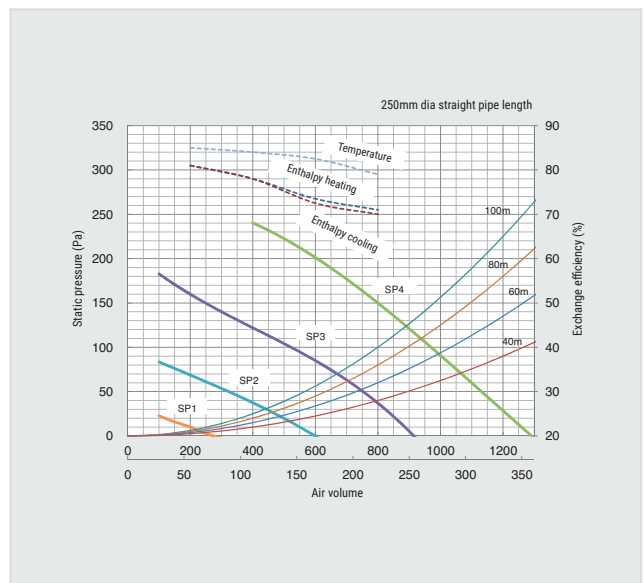
Technical specifications

MODEL		LGH-65RVX-E				
Power supply	V/Phase/Hz	220-240 / 1-phase /50				
Speed		SP4	SP3	SP2	SP1	
Current	A	.65-1.72	0.90-0.86	0.39-0.38	0.15-0.16	
Power input	W	252-262	131	49-47	15-17	
Air volume	m³/h	650	488	325	163	
	L/s	180.6	135.4	90.3	45.1	
External static pressure	mmH ₂ O	12.24	6.93	3.06	0.82	
	Pa	120	68	30	8	
Temp. heat exch. Efficiency	%	77.0	81.0	84.0	86.0	
Total heat exch. Efficiency	Cooling	%	66.0	69.5	74.0	81.0
	Heating	%	68.5	71.0	76.0	82.0
Sound pressure level	dB(A)	34.5-35.5	29	22	18	
Duct qty x diameter	mm	4 x 200	4 x 200	4 x 200	4 x 200	
Wheight	kg	38	38	38	38	
Dimensions	HxLxD	mm	404x954 x908	404x954 x908	404x954 x908	404x954 x908
	Operating field*	Outdoor temp. °C	-10 ~ +40	-10 ~ +40	-10 ~ +40	-10 ~ +40
	Max outdoor RH %	80	80	80	80	
	Max indoor temp °C	40	40	40	40	
	Max indoor RH %	80	80	80	80	



Technical specifications

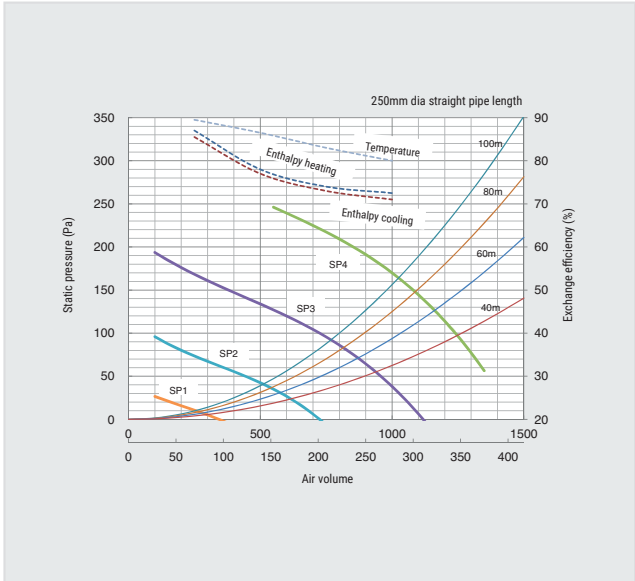
MODEL		LGH-80RVX-E				
Power supply	V/Phase/Hz	220-240 / 1-phase /50				
Speed		SP4	SP3	SP2	SP1	
Current	A	1.82-1.97	0.83-0.86	0.36-0.40	0.15-0.16	
Power input	W	335-340	151	60-64	18-20	
Air volume	m³/h	800	600	400	200	
	L/s	222.2	166.7	111.1	55.6	
External static pressure	mmH ₂ O	15.30	8.67	3.82	1.02	
	Pa	150	85	37.5	10	
Temp. heat exch. Efficiency	%	79.0	82.5	84.0	85.0	
Total heat exch. Efficiency	Cooling	%	70.0	72.5	78.0	81.0
	Heating	%	71.0	73.5	78.0	81.0
Sound pressure level	dB(A)	34.5-36.0	30.0	23	18	
Duct qty x diameter	mm	4 x 250	4 x 250	4 x 250	4 x 250	
Wheight	kg	48	48	48	48	
Dimensions	HxLxD	mm	404x1004 x1144	404x1004 x1144	404x1004 x1144	404x1004 x1144
	Operating field*	Outdoor temp. °C	-10 ~ +40	-10 ~ +40	-10 ~ +40	-10 ~ +40
	Max outdoor RH %	80	80	80	80	
	Max indoor temp °C	40	40	40	40	
	Max indoor RH %	80	80	80	80	



* In case of temperature < -10°C fan will work discontinuously. Lossnay controlled heat generator is recommended in this condition.

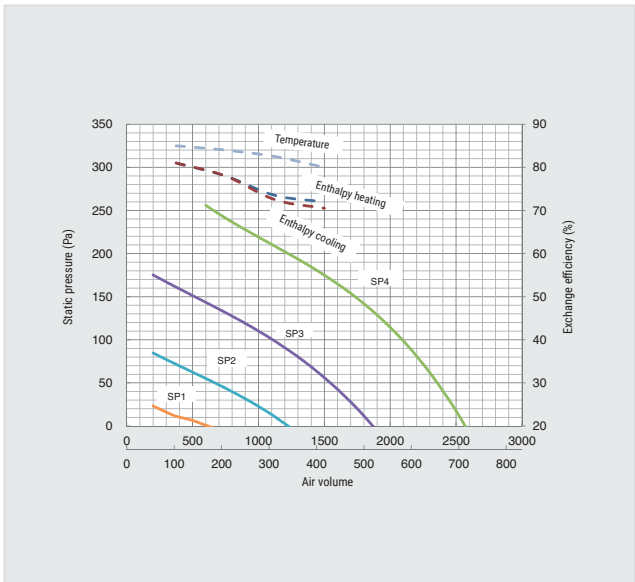
Technical specifications

MODEL		LGH-100RVX-E				
Power supply	V/Phase/Hz	220-240 / 1-phase / 50				
Speed		SP4	SP3	SP2	SP1	
Current	A	2.50	1.20	0.50-0.51	0.17-0.19	
Power input	W	420	200	75	21	
Air volume	m³/h	1000	750	500	250	
	L/s	277.8	208.3	138.9	69.4	
External static pressure	mmH ₂ O	17.34	9.75	4.33	1.08	
	Pa	170	95.6	42.5	10.6	
Temp. heat exch. Efficiency	%	80.0	83.0	86.5	89.5	
Total heat exch. Efficiency	Cooling	%	71.0	73.0	77.0	85.5
	Heating	%	72.5	74.0	78.0	87.0
Sound pressure level	dB(A)	37-38	31-32	23-24	18	
Duct qty x diameter	mm	4 x 250	4 x 250	4 x 250	4 x 250	
Weight	kg	54	54	54	54	
Dimensions	HxLxD	mm	404x1231 x1144	404x1231 x1144	404x1231 x1144	404x1231 x1144
	Operating field*	Outdoor temp. °C	-10 ~ +40	-10 ~ +40	-10 ~ +40	-10 ~ +40
	Max outdoor RH %	80	80	80	80	
	Max indoor temp °C	40	40	40	40	
	Max indoor RH %	80	80	80	80	



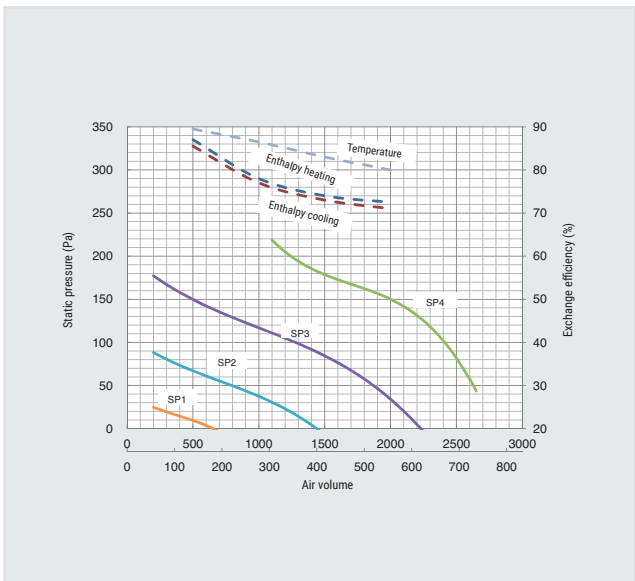
Technical specifications

MODEL		LGH-150RVX-E				
Power supply	V/Phase/Hz	220-240 / 1-phase / 50				
Speed		SP4	SP3	SP2	SP1	
Current	A	3.71-3.85	1.75-1.78	0.70-0.78	0.29-0.30	
Power input	W	670-698	311	123-124	38-44	
Air volume	m³/h	1500	1125	750	375	
	L/s	416.7	312.5	208.3	104.2	
External static pressure	mmH ₂ O	17.85	10.03	4.47	1.11	
	Pa	175	98.4	43.8	10.9	
Temp. heat exch. Efficiency	%	80.0	82.5	84.0	85.0	
Total heat exch. Efficiency	Cooling	%	70.5	72.5	78.0	81.0
	Heating	%	72.0	73.5	78.0	81.0
Sound pressure level	dB(A)	39.0-40.5	32-33	24-26	18	
Duct qty x diameter	mm	4 x 250 / 2 x (270x700)	4 x 250 / 2 x (270x700)	4 x 250 / 2 x (270x700)	4 x 250 / 2 x (270x700)	
Weight	kg	98	98	98	98	
Dimensions	HxLxD	mm	808x1004x1144	808x1004x1144	808x1004x1144	808x1004x1144
	Operating field*	Outdoor temp. °C	-10 ~ +40	-10 ~ +40	-10 ~ +40	-10 ~ +40
	Max outdoor RH %	80	80	80	80	
	Max indoor temp °C	40	40	40	40	
	Max indoor RH %	80	80	80	80	



Technical specifications

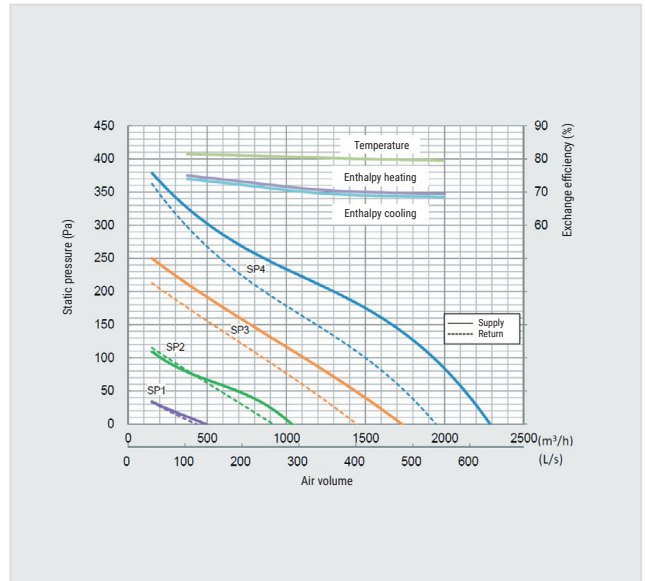
MODEL		LGH-200RVX-E				
Power supply	V/Phase/Hz	220-240 / 1-phase / 50				
Speed		SP4	SP3	SP2	SP1	
Current	A	4.88-4.54	2.20-2.06	0.88-0.87	0.33-0.35	
Power input	W	850-853	400-372	153-150	42-49	
Air volume	m³/h	2000	1500	1000	500	
	L/s	555.6	416.7	277.8	138.9	
External static pressure	mmH ₂ O	15.30	8.61	3.82	0.97	
	Pa	150	84.4	37.5	9.5	
Temp. heat exch. Efficiency	%	80.0	83.0	86.5	89.5	
Total heat exch. Efficiency	Cooling	%	71.0	73.0	77.0	85.5
	Heating	%	72.5	74.0	78.0	87.0
Sound pressure level	dB(A)	40-41	40-41	40-41	40-41	
Duct qty x diameter	mm	4 x 250 / 2 x (270x700)	4 x 250 / 2 x (270x700)	4 x 250 / 2 x (270x700)	4 x 250 / 2 x (270x700)	
Weight	kg	110	110	110	110	
Dimensions	HxLxD	mm	808x1231 x1144	808x1231 x1144	808x1231 x1144	808x1231 x1144
	Operating field*	Outdoor temp. °C	-10 ~ +40	-10 ~ +40	-10 ~ +40	-10 ~ +40
	Max outdoor RH %	80	80	80	80	
	Max indoor temp °C	40	40	40	40	
	Max indoor RH %	80	80	80	80	



* In case of temperature < -10°C fan will work discontinuously. Lossnay controlled heat generator is recommended in this condition.

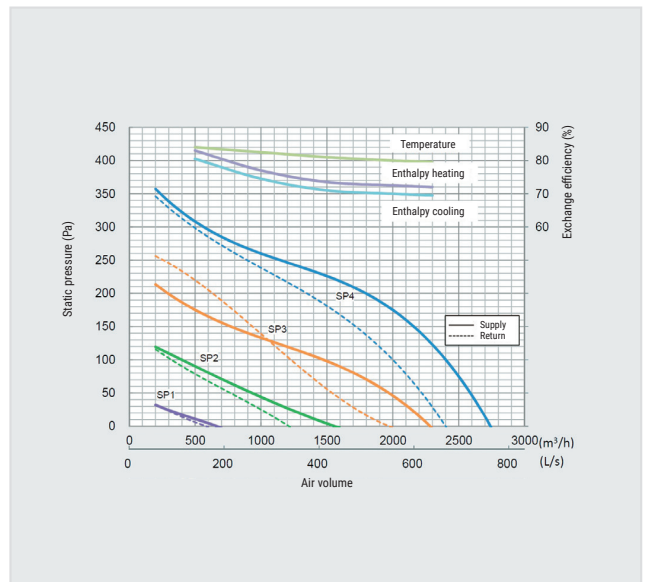
Technical specifications

MODEL		LGH-150RVXT-E				
Power supply	V/Phase/Hz	220-240 / 1-phase / 50				
Speed		SP4	SP3	SP2	SP1	
Current	A	4.30 - 3.40	2.40 - 1.80	1.10 - 0.77	0.36 - 0.31	
Power input	W	792 - 625	421 - 334	176 - 134	48 - 37	
Air volume	m³/h	1500	1125	750	375	
	L/s	417	313	208	104	
External static pressure	mmH ₂ O	175	98	44	11	
	Pa	100	56	25	6	
Temp. heat exch. Efficiency	%	80.0	80.5	81.0	81.5	
Total heat exch. Efficiency	Cooling	%	69.0	70.0	72.0	74.0
	Heating	%	70.0	71.0	73.0	75.0
Sound pressure level	dB(A)	39.5	35.5	29.5	22.0	
Duct qty x diameter	mm	4 x 250 / 2 x (250x750) 4 x 250 / 2 x (250x750) 4 x 250 / 2 x (250x750) 4 x 250 / 2 x (250x750)				
Wheight	kg	156	156	156	156	
Dimensions	HxLxD	mm	500 x 1980 x 1500	500 x 1980 x 1500	500 x 1980 x 1500	500 x 1980 x 1500
	Operating field*	Outdoor temp. °C	-10 ~ +40	-10 ~ +40	-10 ~ +40	-10 ~ +40
	Max outdoor RH %	80	80	80	80	
	Max indoor temp °C	40	40	40	40	
	Max indoor RH %	80	80	80	80	



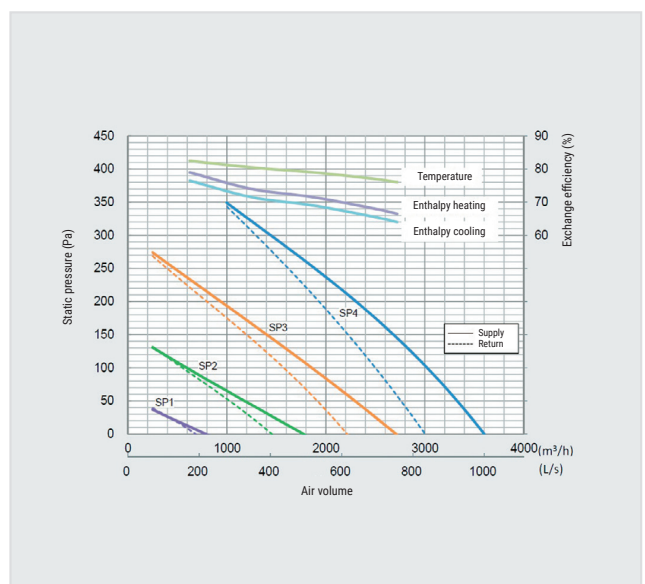
Technical specifications

MODEL		LGH-200RVXT-E				
Power supply	V/Phase/Hz	220-240 / 1-phase / 50				
Speed		SP4	SP3	SP2	SP1	
Current	A	5.40 - 5.00	2.70 - 2.20	1.10 - 0.85	0.39 - 0.34	
Power input	W	1000 - 916	494 - 407	197 - 150	56 - 45	
Air volume	m³/h	2000	1500	1000	500	
	L/s	556	417	278	139	
External static pressure	mmH ₂ O	175	98	44	11	
	Pa	100	56	25	6	
Temp. heat exch. Efficiency	%	80.0	81.0	82.5	84.0	
Total heat exch. Efficiency	Cooling	%	70.0	71.0	74.5	80.5
	Heating	%	72.5	73.5	77.0	83.0
Sound pressure level	dB(A)	39.5	35.5	28.0	22.0	
Duct qty x diameter	mm	4 x 250 / 2 x (250x750) 4 x 250 / 2 x (250x750) 4 x 250 / 2 x (250x750) 4 x 250 / 2 x (250x750)				
Wheight	kg	159	159	159	159	
Dimensions	HxLxD	mm	500 x 1980 x 1500	500 x 1980 x 1500	500 x 1980 x 1500	500 x 1980 x 1500
	Operating field*	Outdoor temp. °C	-10 ~ +40	-10 ~ +40	-10 ~ +40	-10 ~ +40
	Max outdoor RH %	80	80	80	80	
	Max indoor temp °C	40	40	40	40	
	Max indoor RH %	80	80	80	80	



Technical specifications

MODEL		LGH-250RVXT-E				
Power supply	V/Phase/Hz	220-240 / 1-phase / 50				
Speed		SP4	SP3	SP2	SP1	
Current	A	7.60 - 6.90	3.60 - 3.10	1.40 - 1.30	0.57 - 0.49	
Power input	W	1446 - 1298	687 - 587	244 - 212	82 - 69	
Air volume	m³/h	2500	1875	1250	625	
	L/s	694	521	347	174	
External static pressure	mmH ₂ O	175	98	44	11	
	Pa	100	56	25	6	
Temp. heat exch. Efficiency	%	77.0	79.0	80.5	82.5	
Total heat exch. Efficiency	Cooling	%	65.5	69.0	71.5	76.5
	Heating	%	68.0	71.5	74.0	79.0
Sound pressure level	dB(A)	43.0	39.0	32.0	24.0	
Duct qty x diameter	mm	4 x 250 / 2 x (250x750) 4 x 250 / 2 x (250x750) 4 x 250 / 2 x (250x750) 4 x 250 / 2 x (250x750)				
Wheight	kg	198	198	198	198	
Dimensions	HxLxD	mm	500 x 1980 x 1500	500 x 1980 x 1500	500 x 1980 x 1500	500 x 1980 x 1500
	Operating field*	Outdoor temp. °C	-10 ~ +40	-10 ~ +40	-10 ~ +40	-10 ~ +40
	Max outdoor RH %	80	80	80	80	
	Max indoor temp °C	40	40	40	40	
	Max indoor RH %	80	80	80	80	



* In case of temperature < -10°C fan will work discontinuously. Lossnay controlled heat generator is recommended in this condition.